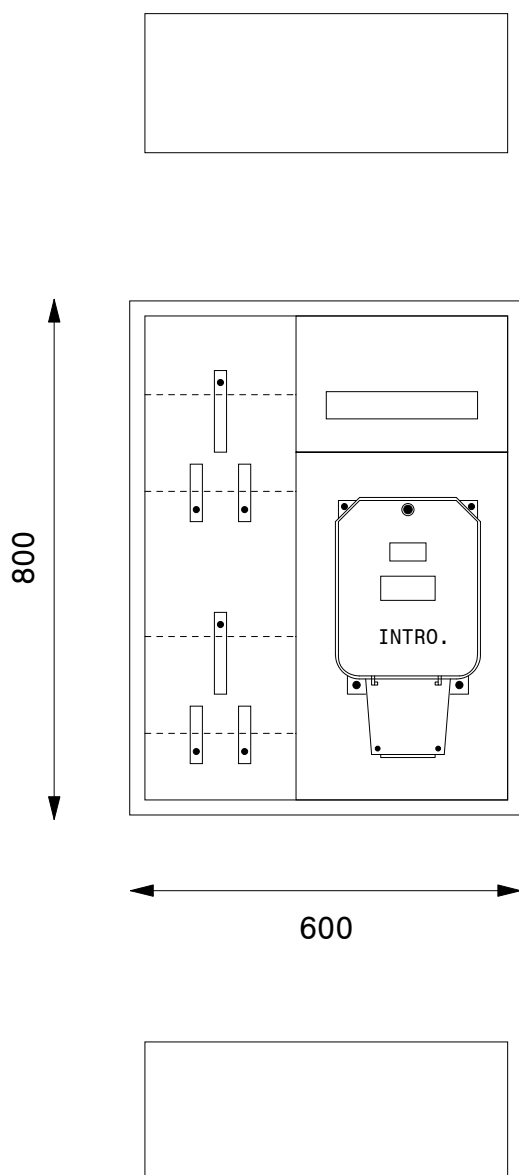


Index

<u>Pages 17 à 32 coffrets apparents</u>	<u>(LxHxP)</u>	<u>Compteur</u>	<u>TC</u>
17.AP60802	600x800x230	1	1
18.AP60120TT2	600x1200x230	1	1
19.AP801003	800x1000x230	2	1
20.AP80140TT3	800x1400x230	2	1
21.AP8580TT2	850x800x230	1	1
22.AP100100TT3 / SIESA	1000x1000x230	2	1
23.AP10565TT2	1050x650x230	1	1
24.AP11080TT2 / ESR	1100x800x230	1	1
25.AP11080TT2 / SEIC	1100x800x230	1	1
26.AP11080TT3 / ESR	1100x800x230	2	1
27.AP11080TT3 / SEIC	1100x800x230	2	1
28.AP11080TT4 / ESR	1100x800x230	3	1
29.AP11080TT4 / SEIC	1100x800x230	3	1
30.AP11080TT4 / SIESA	1100x800x230	3	1
31.AP13065TT3	1300x650x230	2	1
32.AP130100TT4	1300x1000x230	3	1

Coffret Alu AP 600 x 800 x 230 mm



Type: AP60802


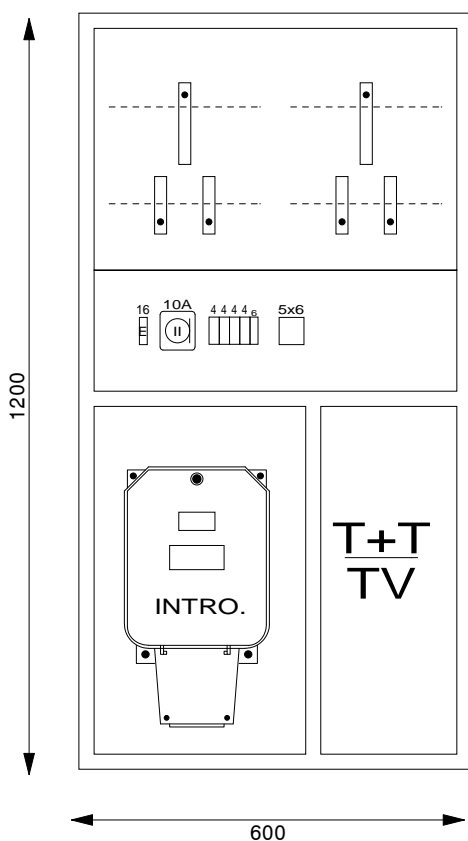

Equipement:

- 1 Emplacement introduction 63A
- 1 Emplacements compteurs
- 1 Emplacement TC
- 1 Emplacements appareils
- 1 Coupe-circuit TC 1PN 25A plb.
- 1 Borne de terre CU 16mm²

Serrures:

Porte: Kaba 5000

Coffret Alu AP 600 x 1200 x 230 mm



Type: AP60120TT2

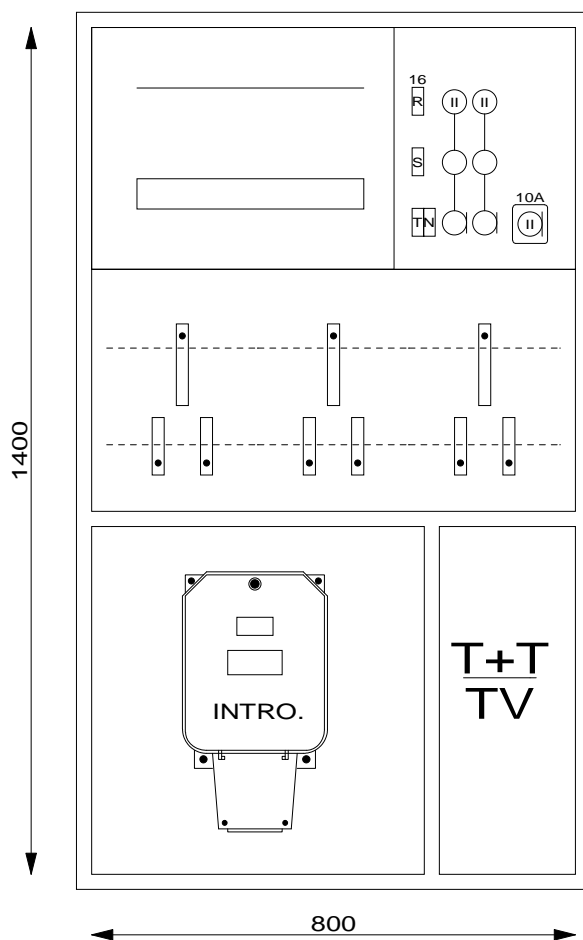
Equipement:

- 1 Emplacement introduction 63A
- 2 Emplacements compteurs
- 1 Emplacement TC
- 1 Emplacement appareils
- 1 Coupe-circuit 1PN 25A plb.
- 1 Borne de terre CU 16mm²

Serrures:

- Porte: Kaba 5000
- Compartiment TT: Clé carré 6x6

Coffret Alu AP 800 x 1400 x 230 mm



Type: AP80140TT3

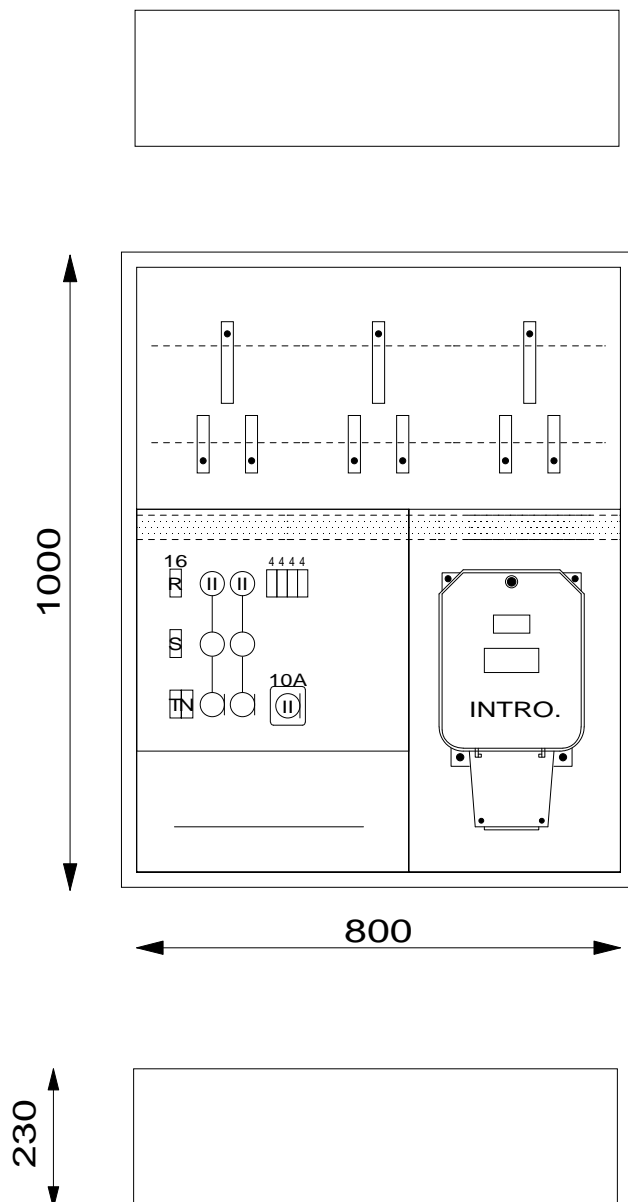
Equipement:

- 1 Emplacement introduction 63A
- 2 Emplacements compteurs
- 1 Emplacement TC
- 2 Emplacements appareils
- 1 Emplacements bornes
- 2 Coupe-circuit 3PN 25A
- 1 Coupe-circuit TC 1PN 25A plb.
- 3 ou 4 Disjoncteurs 1P 4A TC
- 1 Borne de terre CU 16mm²

Serrures:

- Porte: Kaba 5000
- Compartiment TT: Clé carré 6x6

Coffret Alu AP 800 x 1000 x 230 mm



Type: AP1001003

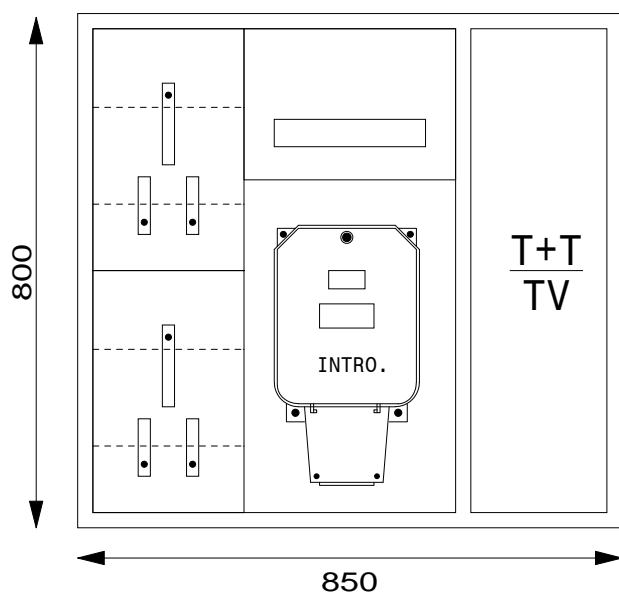
Equipement:

- 1 Emplacement introduction 63A
- 2 Emplacements compteurs
- 1 Emplacement TC
- 3 Emplacements appareils
- 2 Coupe-circuit 3PN 25A
- 1 Coupe-circuit 1PN 25A plb.
- 3 ou 4 Disjoncteur 1P 4A TC
- 1 Borne de terre CU 16mm²

Serrures:

Porte: Kaba 5000

Coffret Alu AP 850 x 800 x 230 mm



Type: AP8580TT2

Equipement:

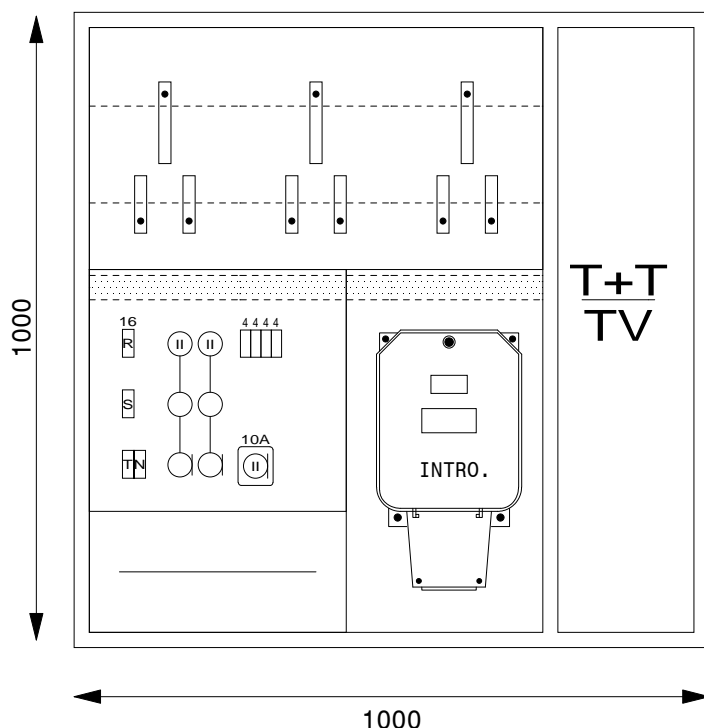
- 1 Emplacement introduction 63A
- 1 Emplacement compteur
- 1 Emplacement TC
- 1 Emplacement appareils
- 1 Coupe-circuit TC 1PN 25A plb.
- 1 Borne de terre CU 16mm²

Serrures:

- Porte: Kaba 5000
- Compartiment TT: Clé carré 6x6



Coffret Alu AP 1000 x 1000 x 230 mm



Type: AP100100TT3

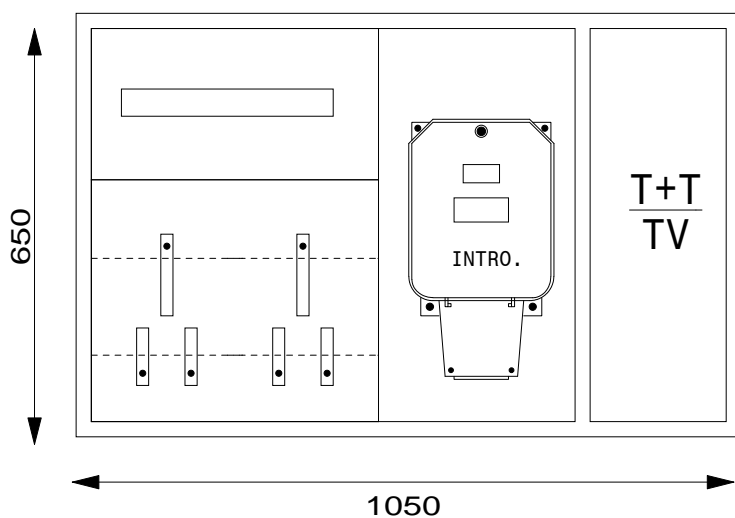
Equipement:

- 1 Emplacement introduction 63A
- 2 Emplacements compteurs
- 1 Emplacement TC
- 3 Emplacements appareils
- 2 Coupe-circuit 3PN 25A
- 1 Coupe-circuit 1PN 25A plb.
- 3 ou 4 Disjoncteur 1P 4A TC
- 1 Borne de terre CU 16mm²

Serrures:

- Porte: Kaba 5000
- Compartiment TT: Clé carré 6x6

Coffret Alu AP 1050 x 650 x 230 mm



Type: AP10565TT2

Equipement:

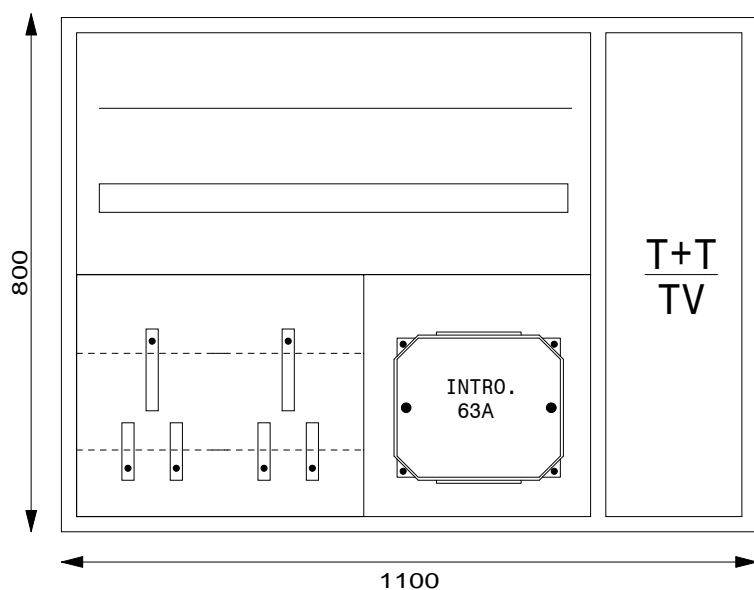
- 1 Emplacement introduction 63A
- 1 Emplacement compteur
- 1 Emplacement TC
- 1 Emplacement appareils
- 1 Coupe-circuit 1PN 25A plb.
- 1 Borne de terre CU 16mm²

Serrures:

Porte: Kaba 5000

Compartiment TT: Clé carré 6x6

Coffret Alu AP 1100 x 800 x 230 mm



Type: AP11080TT2

Equipement:

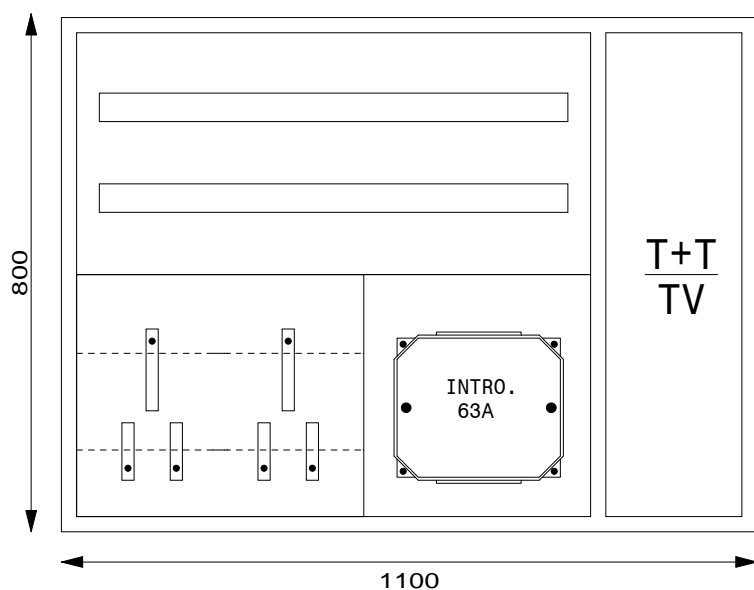
- 1 Emplacement introduction 63A
- 1 Emplacement compteur
- 1 Emplacement TC
- 1 Emplacement appareils
- 1 Emplacement bornes
- 1 Coupe-circuit 1PN 25A plb.
- 1 Borne de terre CU 16mm²

Serrures:

- Porte: Kaba 5000
- Compartiment TT: Clé carré 6x6



Coffret Alu AP 1100 x 800 x 230 mm



Type: AP11080TT2

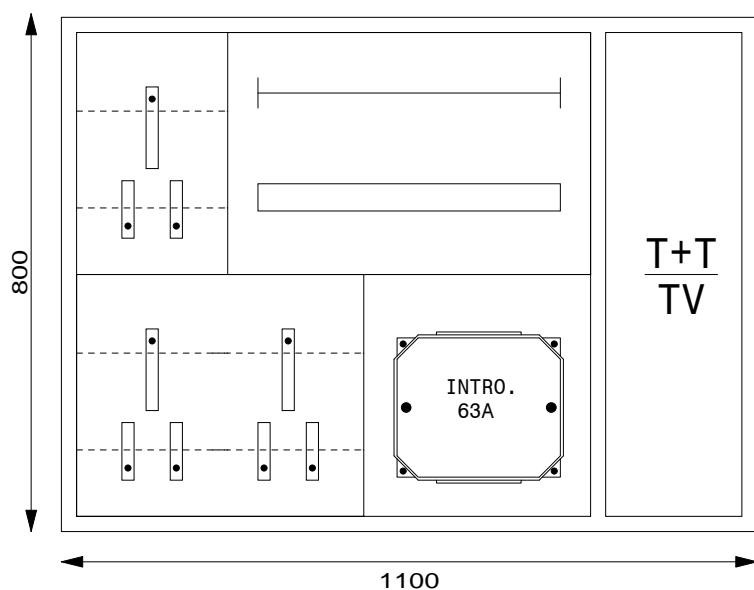
Equipement:

- 1 Emplacement introduction 63A
- 1 Emplacement compteur
- 1 Emplacement TC
- 2 Emplacement appareils
- 1 Coupe-circuit 1PN 25A plb.
- 1 Borne de terre CU 16mm²

Serrures:

- Porte: Kaba 5000
- Compartiment TT: Clé carré 6x6

Coffret Alu AP 1100 x 800 x 230 mm




Type: AP11080TT3

Equipement:

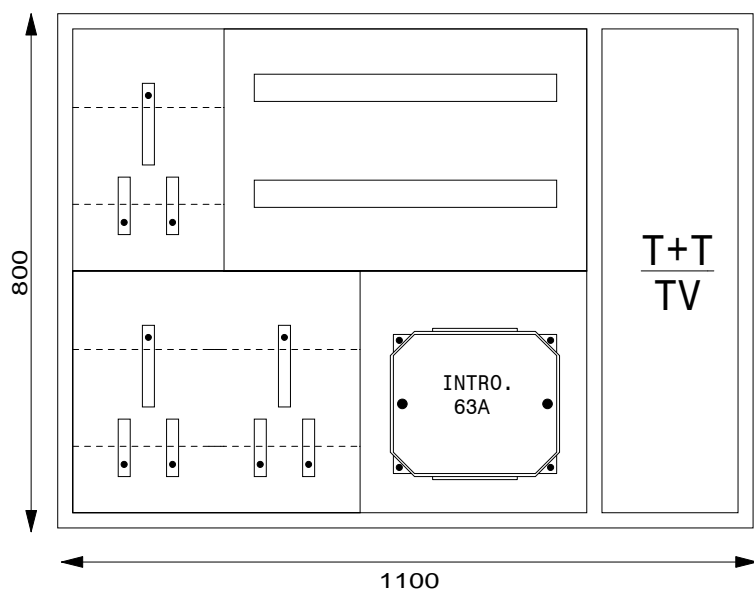
- 1 Emplacement introduction 63A
- 2 Emplacements compteurs
- 1 Emplacement TC
- 1 Emplacement appareils
- 1 Emplacement bornes
- 1 Coupe-circuit TC 1PN 25A plb.
- 1 Borne de terre CU 16mm²

Serrures:

- Porte: Kaba 5000
- Compartment TT: Clé carré 6x6



Coffret Alu AP 1100 x 800 x 230 mm



Type: AP11080TT3

Equipement:

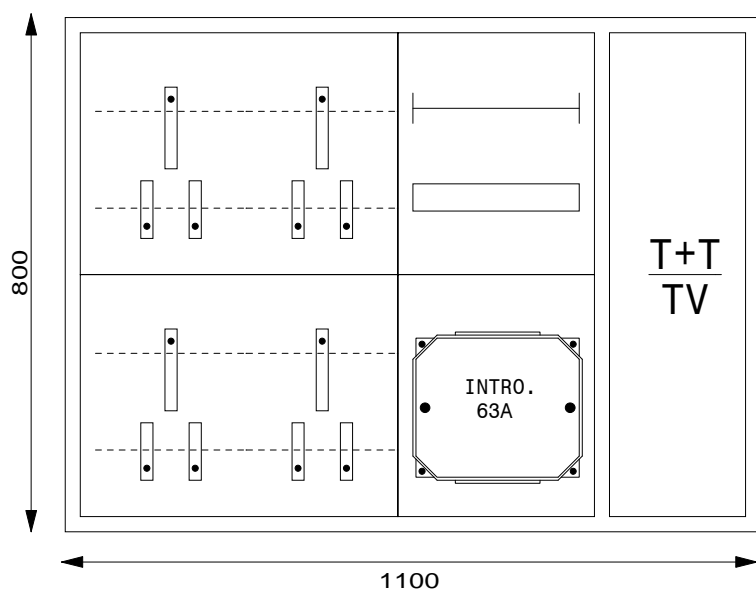
- 1 Emplacement introduction 63A
- 2 Emplacements compteurs
- 1 Emplacement TC
- 2 Emplacements appareils
- 1 Coupe-circuit TC 1PN 25A plb.
- 1 Borne de terre CU 16mm²

Serrures:

- Porte: Kaba 5000
- Compartiment TT: Clé carré 6x6



Coffret Alu AP 1100 x 800 x 230 mm



Type: AP11080TT4

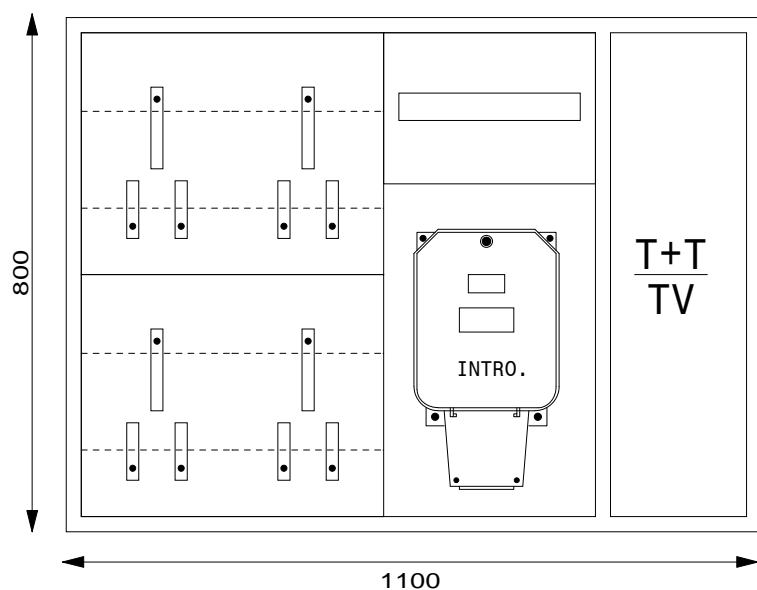
Equipement:

- 1 Emplacement introduction 63A
- 3 Emplacements compteurs
- 1 Emplacement TC
- 1 Emplacement appareils
- 1 Emplacement bornes
- 1 Coupe-circuit 1PN 25A plb.
- 1 Borne de terre CU 16mm²

Serrures:

- Porte: Kaba 5000
- Compartiment TT: Clé carré 6x6

Coffret Alu AP 1100 x 800 x 230 mm



Type: AP11080TT4

Equipement:

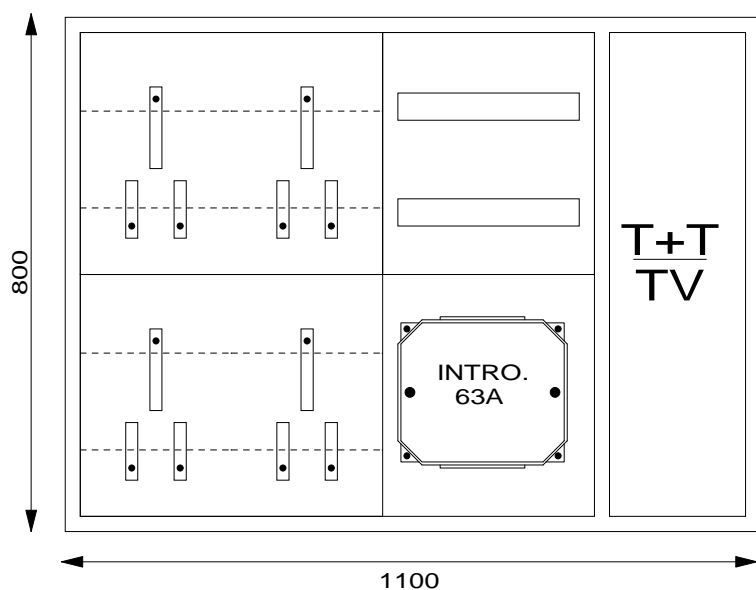
- 1 Emplacement introduction 63A
- 3 Emplacements compteurs
- 1 Emplacement TC
- 1 Emplacement appareils
- 1 Coupe-circuit 1PN 25A plb.
- 1 Borne de terre CU 16mm²

Serrures:

- Porte: Kaba 5000
- Compartiment TT: Clé carré 6x6



Coffret Alu AP 1100 x 800 x 230 mm



Type: AP11080TT4

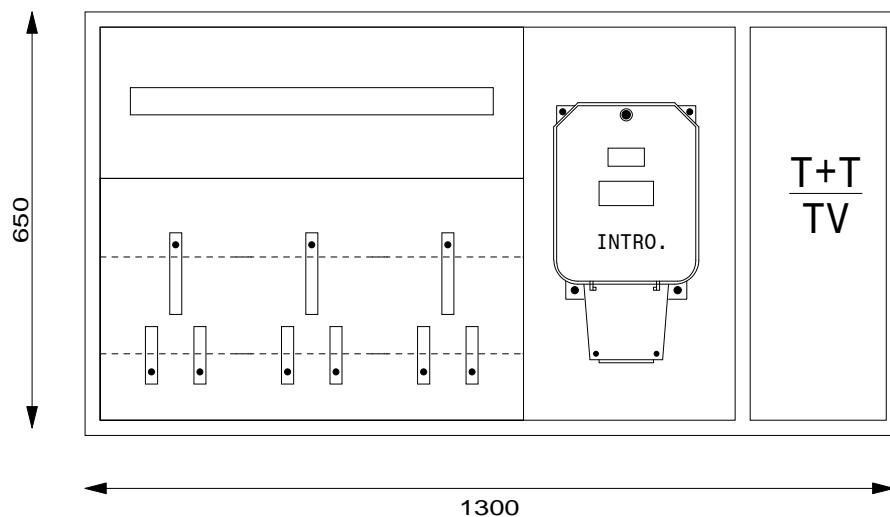
Equipement:

- 1 Emplacement introduction 63A
- 3 Emplacements compteurs
- 1 Emplacement TC
- 2 Emplacements appareils
- 1 Coupe-circuit 1PN 25A plb.
- 1 Borne de terre CU 16mm²

Serrures:

- Porte: Kaba 5000
- Compartiment TT: Clé carré 6x6

Coffret Alu AP 1300 x 650 x 230 mm



Type: AP13065TT3

Equipement:

- 1 Emplacement introduction 63A
- 2 Emplacements compteurs
- 1 Emplacement TC
- 1 Emplacement appareils
- 1 Coupe-circuit TC 1PN 25A plb.
- 1 Borne de terre CU 16mm²

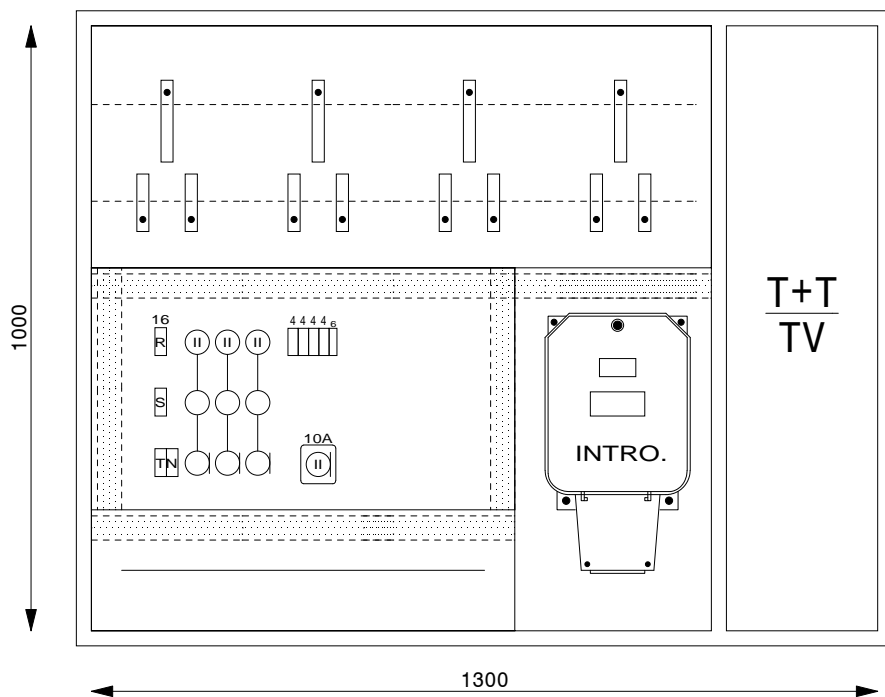
Serrures:

Porte: Kaba 5000

Compartiment TT: Clé carré 6x6



Coffret Alu AP 1300 x 1000 x 230 mm



Type: AP130100TT4

Equipement:

- 1 Emplacement introduction 63A
- 3 Emplacements compteurs
- 1 Emplacement TC
- 3 Emplacements appareils
- 1 Emplacement bornes
- 3 Coupe-circuit 3PN 25A
- 1 Coupe-circuit TC 1PN 25A plb.
- 3 ou 4 Disjoncteurs 1P 4A TC
- 1 Borne de terre CU 16mm²

Serrures:

- Porte: Kaba 5000
- Compartment TT: Clé carré 6x6

